

Handwriting Analysis on the Diaries of Rosamond Jacob

Sharmistha S. Sawant
Saloni D. Thakare
School of Computing, Dublin City University
Dublin 9, Ireland

Gerardine Meaney
School of English, Drama and Film,
University College Dublin
Dublin 4, Ireland

Derek Greene
School of Computer Science,
University College Dublin
Dublin 4, Ireland

Alan F. Smeaton
Insight SFI Research Centre for Data Analytics,
Dublin City University
Dublin 9, Ireland
alan.smeaton@dcu.ie

ABSTRACT

Handwriting is an art form that most people learn at an early age. Each person's writing style is unique with small changes as we grow older and as our mood changes. Here we analyse handwritten text in a culturally significant personal diary. We compare changes in handwriting and relate this to the sentiment of the written material and to the topic of diary entries. We identify handwritten text from digitised images and generate a canonical form for words using shape matching to compare how the same handwritten word appears over a period of time. For determining the sentiment of diary entries, we use the Hedonometer, a dictionary-based approach to scoring sentiment. We apply these techniques to the historical diary entries of Rosamond Jacob (1888-1960), an Irish writer and political activist whose daily diary entries report on the major events in Ireland during the first half of the last century.

CCS CONCEPTS

• Information systems → Image search; • Applied computing → Arts and humanities.

KEYWORDS

Journaling, computer vision, shape matching, structural similarity index, sentiment analysis

ACM Reference Format:

Sharmistha S. Sawant, Saloni D. Thakare, Derek Greene, Gerardine Meaney, and Alan F. Smeaton. 2023. Handwriting Analysis on the Diaries of Rosamond Jacob. In *Proceedings of International Conference on Content-based Multimedia Indexing (CBMI '23)*. ACM, New York, NY, USA, 7 pages. <https://doi.org/XXXXXXXX.XXXXXXX>

1 INTRODUCTION

Journaling is a process of writing one's daily life experiences and recording unforgettable and forgettable moments and everyday

Permission to make digital or hard copies of all or part of this work for personal or classroom use is granted without fee provided that copies are not made or distributed for profit or commercial advantage and that copies bear this notice and the full citation on the first page. Copyrights for components of this work owned by others than ACM must be honored. Abstracting with credit is permitted. To copy otherwise, or republish, to post on servers or to redistribute to lists, requires prior specific permission and/or a fee. Request permissions from permissions@acm.org.

CBMI '23, September 20–22, 2023, Orleans, France

© 2023 Association for Computing Machinery.

ACM ISBN 978-1-4503-XXXX-X/18/06...\$15.00

<https://doi.org/XXXXXXXX.XXXXXXX>

activities [5]. Journaling in different forms has been practised for centuries and journals can provide insights into an individual as well as into the lifestyle, habits and happenings during the era that a journal was written. Rosamond Jacob was an Irish activist and suffragist who wrote a daily journal which paints a picture of political and daily Irish life up to 100 years ago. Her diary entries are legible, detail-oriented, and preserved by the National Library of Ireland¹. They record the contributions of women who changed the political scene in Ireland a century ago. A collection of the diary entries are digitised as high-quality scanned images, with corresponding transcripts created by a literary expert. Rosamond Jacob's diaries are a unique and extraordinarily rich resource for the understanding of twentieth century Irish history, especially in relation to the role of women, which have been under-utilised as a source of firsthand testimony due to the difficulty of searching volumes of handwritten notebooks for specific topics.

Every individual has a unique style of handwriting and there are only small changes to our handwriting style as we grow older [14]. Previous work has shown how handwriting is also linked to the mood of the writer at the time of writing, which is in turn influenced by the topic of that handwriting [15, 21]. This means that the handwriting in journal entries may reveal insights into the writer's mood when describing certain topics, events or people.

In this paper we present a study on the diaries of Rosamond Jacob to determine if we can detect changes in her handwriting style over time and whether such changes might correlate either with the writer's emotional state or the topics of her personal diary entries at a given point in time.

2 BACKGROUND

Every individual has a different handwriting style which evolves slowly over time. Handwriting includes characteristics such as stroke, slant, line spacing, and the shapes of the characters. These are the key features used in statistical methods for handwriting pattern matching [1], either when considering a single writer or when making comparisons between multiple different writers [24]. Artificial neural networks have been used for classification of handwriting, where results show 98% accuracy for the task of identifying a writer, indicating that these features are robust and useful [20].

When detecting handwritten text from scanned images, it is important to identify the page orientation and lines on which the

¹<https://catalogue.nli.ie/Collection/vtls000029815/CollectionList>

text is written, either real or imaginary ruler lines. The detection and extraction of text from curved scanned images, especially when the pages are bound into book format, was previously considered in [23]. Typically this task proceeds as follows. Firstly, images are converted to grayscale format and then binarised. Removal of noise such as dirt or stains on the paper can be done by morphological image processing. Subsequently, segmentation of words requires smoothing of text lines using a Gaussian filter. A bounding box is created around each word and text line segmentation is achieved using an approach such as the k -nearest neighbour algorithm with Euclidean distance.

Canonical Correlation Analysis. Multi-view data can be found in many real-world scenarios where the same data can be seen from different perspectives. Canonical Correlation Analysis (CCA) [8] is a common approach used in multi-view learning to merge or fuse multiple views of a single point of data. An overview of different approaches to multi-view learning is given in [7]. Traditionally, CCA is unsupervised and uses only two views to calculate the maximum correlation between them. However, in real world data, the relationship between two views can be non-linear and an alternative method called Kernel CCA finds the non-linear correlation between two views of data.

Deep Canonical Correlation Analysis (DCCA) uses deep neural networks to understand the non-linearity between two views and uses the linear method to find the canonical correlations [2]. Previous works using both MNIST and speech data have shown that DCCA outperforms previous CCA approaches to learning representations from a dataset. In an attempt to generalise the canonical correlation theory, tensor CCA [16] was developed that maximises the correlation of multiple views of data with the help of a high-order covariance tensor. This is used in various multi-view recognition problems such as handwritten digit recognition and face recognition. In this paper we use correlation analysis to create the canonical form of a multiply occurring handwritten word in a document. When a diary entry has multiple occurrences of the same word, we combine all the handwritten occurrences to generate the canonical form for that document, for subsequent analysis.

Structural Similarity Index Measure. To calculate similarities among handwritten words represented as images, we consider the use of the Structural Similarity Index Measure (SSIM). This measure incorporates a range of edge detection techniques [18], including Laplacian [26], Sobel [12], Robert [3] and Prewitt [3]. While alternative image similarity measures exist, such as the peak signal-to-noise ratio (PSNR) and mean squared error (MSE), these have been shown to be inconsistent with human visual perception. MSE and PSNR estimate absolute errors, whereas SSIM is a perception-based model that considers image degradation as perceived changes in structural information by incorporating important perceptual phenomena, including luminance masking and contrast masking [18]. SSIM produces values in the range [0, 1], where 1 represents a perfect match and 0 indicates no similarity.

Word Spotting using Dynamic Time Warping. Analysing historical handwritten documents requires word spotting which groups similar looking words into clusters using measures of image similarity. Previously, the technique of Dynamic Time Warping (DTW) [22] was applied to the George Washington document collection to build a search index [19]. Each word occurrence was

segmented into an image and images were clustered using DTW with each cluster labelled. A search index was then built using cluster labels and different similarity measures were considered for calculating word (image) similarity, with DTW showing the best performance.

Sentiment Analysis. Applying sentiment analysis to texts such as diaries, can provide us with a different perspective on the narrative, and perhaps reveal some insights over time [10]. A wide variety of sentiment analysis tools have been developed, which make use of different representations, including lexical and syntactic features. However, the accuracy, reliability, and domain adaptability of many such systems is questionable [11]. Common text features used in this context include part of speech tags, uni-grams, bi-grams, and surface forms of words. More recently, a theory of latent semantic analysis which applies statistical methods to learn contextual usage of words was reported in [9]. This was used to find patterns in texts and combines extracted word embedding with n-grams and word sentiment polarity scores to generate a sentiment feature set. GLOVE pre-trained word embeddings [17] were subsequently used to improve model performance. The study concluded that using a deep CNN architecture was more effective in uncovering semantics in text data, when compared to other state-of-the-art approaches.

The Rosamond Jacob Diaries. Rosamond Jacob (1888–1960) born in Waterford, Ireland, was an Irish writer and political activist. She belonged to the generation who lived through two World Wars and was a protester in the Cold War nuclear threat. Rosamond Jacob's parents were nullifidian as a result of which she lived a lonely childhood which is noticeable in her writings. She was involved in politics and was an activist for women's rights and against animal cruelty, and made her living through her writings.

Jacob documented all her lifelong experiences from friendships to relationships and her erudite and poetic efforts into handwritten diaries. These attest to what it was like to live through major events in Ireland over a period of more than half a century.

A collection of 171 of her diaries is held by the National Library of Ireland (NLI) in digital form². The first 170 are dated from her early childhood (1897) until her death (1960) and the last ((NLI MS 32,582 (171)) is her personal diary from July 1915 to August 1930. These have been fully transcribed by Maria Mulvany at UCD as part of a UCD Decade of Centenaries project which sought to increase public understanding of women's roles in this key period in Irish history (Women's Life Writing, Adam Matthews Digital, forthcoming)³.

It has previously been shown that handwriting is linked to the mood of the writer and the subject on which they are writing [21] and there is potential to analyse the emotional state of a writer based on changes in their handwriting [15]. In this paper we investigate whether there is a correlation between the characteristics of the handwriting and the sentiment and the topics of diary entries as Rosamond Jacob writes about named entities which are important to her. Investigating this could lead to insights into the impact of pivotal moments in Irish history on ordinary activists like Jacob, who participated in many key progressive organisations without every attaining leadership positions. Using handwriting

²NLI Jacob diaries MS 32,582/1-171. See <https://www.nli.ie>

³These have been generously shared with the authors by Maria Mulvany.

and sentiment analysis in this way offers the tantalising prospect of a glimpse into the mood and atmosphere of an historical moment and dynamic changes in that mood and atmosphere. In Jacob’s case, this could provide insight into the processes by which a political and cultural activist came to actively support violent rebellion and participate in a civil war, despite a strong pacifist background. Tracking changes in handwriting and emotion in this context offers clues to the process by which action becomes imperative in specific historical conditions where the political status quo comes to be experienced as unbearable. Given Jacob’s very conscious feminism, understanding sentiment fluctuation in the diaries has significant potential for understanding the role of gender in these complex historical process.

3 IMAGE PROCESSING

We describe the sequence of steps performed on a subset 1916-1920 of the Jacob diaries. Our first step was to crop large borders for better image processing. For handwriting analysis we chose all diary images from the month of October for each of the years 1917–1921 and grouped these into weeks. The length of each weekly entry varied from a single diary page to 8 pages of handwritten text.

Using OpenCV we performed pre-processing namely re-sizing, grayscale, thresholding, and dilation. For re-sizing we achieved uniform proportionate size by capping the image width at 1000 pixels and adjusting the image height in proportion. For grayscale we converted colour images using colour space transformation methods available in OpenCV. Dilation is a morphological operation that processes images based on shapes. Morphology helps to extract useful components of an image either by applying dilation or erosion techniques. Dilation enhances the dimensions of the foreground region whereas erosion shrinks the size of a foreground region. We dilated the binarised images by passing a kernel matrix with predefined dimensions and containing 1 as values through them using the dilation function in OpenCV. Finally, image segmentation breaks each image into segments based on some conditions. The output is a collection of masks where each segment is colour-coded based on the group it belongs to. To segment a handwritten diary image into groups of word snippets, we applied contour detection and word cropping. Figure 1 shows the steps when taking an original diary entry image, resizing, converting to grayscale and creating a binarised image using thresholding. We also performed dilation twice, once to detect lines and the second to detect words, followed by contour detection to create cropped images using the bounding boxes.

We choose the 5 most frequently occurring words (the, of, to, in, a) from Peter Norvig’s frequencies of English words from the Google Books dataset⁴. We did not use the word “and” because the diaries show frequent use of “&” instead of “and”. Figure 2 shows 7 occurrences of the word “of” from diary entries in the first week of October, 1917 for illustration. This process of canonicalising the multiple occurrences of each of these 5 words which occur multiple time in a document, is repeated for each word. Word snippets cropped to different sizes were re-scaled to the same dimensions though this resulted in some images having blurring.

⁴List available at <http://norvig.com/mayzner.html>

We built three models which compare word images using three image similarity metrics and built a similarity matrix among the words, using each. *Mean Squared Error (MSE)* which calculates the difference between two images at pixel level, squares those differences and computes the average. Mean squared error is simple to implement but can mislead as larger distances in terms of pixel values does not always correspond to very different images. The model takes two grayscale images as input and two images are perfectly similar if the MSE value is 0 and as the MSE value increases the images are less similar.

The *Structural Similarity Index (SSIM)* compares two images with a more holistic approach rather than just at pixel level and was our second metric. SSIM does not compare pixel-to-pixel but makes comparisons between groups of pixels. SSIM captures three aspects from an image – Luminance, Contrast and Structure and replicates perceptive human behaviour when identifying similarities between images. The model takes the input as two grayscaled images and two images are perfectly similar if the SSIM score is 1 and completely dissimilar if the score is 0.

The third metric used was *Dynamic Time Warping (DTW)*, an efficient algorithm to calculate the similarity between two arrays or time series with varying lengths. DTW can be applied to any data converted in a linear sequence and uses a one-to-many matching approach to compare two unequal length arrays. We took grayscale images, converted them to normalised linear sequences using the vertical projection profile method to calculate the sum of all pixel values along all vertical axes of an image. We thus represent each image as a 1D array and calculate the DTW similarity using the Manhattan distance to generate a similarity matrix for all pairs of images.

Figure 3 shows the similarity matrix generated for the 7 “of” word images from Figure 2 and their respective MSE, SSIM and DTW scores for all pairs, as an illustration of how we process documents with multiple occurrences of the same word. For the MSE matrix, the sixth image in the list shows highest differences when compared against each of the others suggesting it is an outlier. For rest of the images, they are slightly similar to each other given the moderate MSE scores. For SSIM it is the fourth image that shows least similarity with others while for DTW the fifth images is most dissimilar to the others.

Table 1: Table of similarity values for the “of” word snippets.

“of” word	MSE	SSIM	DTW
1	0	1.00	1.00
2	1807	0.39	0.79
3	1137	0.39	0.87
4	1028	0.37	0.83
5	797	0.48	0.80
6	903	0.49	0.86
7	746	0.48	0.87

Table 1 shows a comparison of the first (“of”) image to each of the other “of” images and the scores for MSE, SSIM and DTW. MSE gives unbounded error scores for every difference calculation, whereas SSIM and DTW gives values in the range 0 to 1. The scores




Figure 1: Image processing and word segmentation steps, as applied to a sample Jacob diary page.

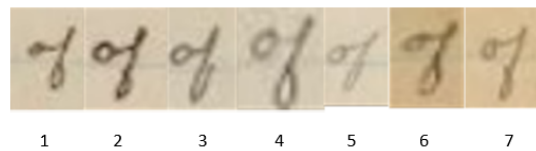


Figure 2: Samples for 'of' word snippets as illustration for handwriting comparison from October 1917, week 1. This process of canonicalising the multiple occurrences of each of the 5 most common words which occur multiple time in a document, is repeated for each word.

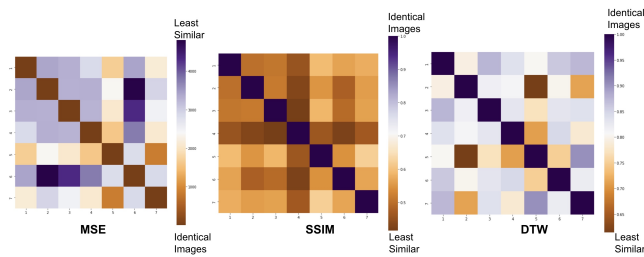


Figure 3: Similarity matrices for the “of” word snippets from Figure 2 using MSE, SSIM, and DTW respectively.

given by DTW are slightly higher than SSIM. We applied partition-based clustering to each group of instances of each of the 5 target words (the, of, to, in, a) from each of the diary entries, for each of the weeks in each of the October months in each of the 5 years of the diary entries under study.

We then applied spectral clustering to the image data, which considers the task of grouping data as a graph partitioning problem [25]. We specified the number of clusters to be generated as $k = 2$ to separate outlier word images from canonical forms, for each diary entry. For each clustering, we consider the largest cluster of word images as the canonical form for that word in that diary entry. Specifically, this canonical form is the average blended form of all similar-looking word images assigned to one cluster. We performed similarity comparison among the generated canonical forms for the 5 words in the same way as was done on the individual word images using the similarity measures. We subsequently created heatmaps for each measure and a comparison table to show how similar or dissimilar the blended versions of the word images are

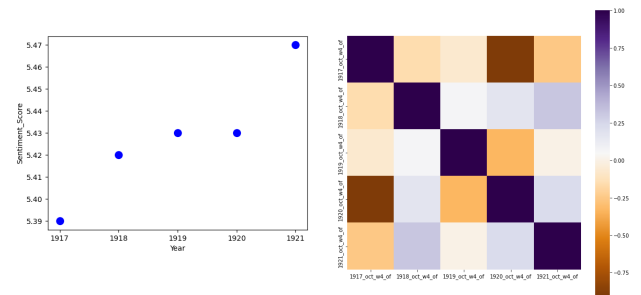


Figure 4: Sample canonical similarity matrix for the word “of” for week 4 during October of each year of 1917 to 1921 with graph (left side) illustrating sentiment scores for documents from those weeks.

with one another. A sample canonical similarity matrix is shown in Figure 4 relating to different writings of the word “of” over 5 years with the sentiment scores for those weeks also shown.

4 SENTIMENT ANALYSIS OF DIARY ENTRIES

Human language evolves over time and, as we use words to convey our emotions, these can display a positive or a negative sentiment. Many open source and commercial tools can now assess the polarity of sentiment in a given text input, although the effectiveness can vary from one tool to another [11]. One popular system is the Hedonometer [4], a vocabulary-based sentiment analysis tool which computes a “happiness score” for text. Here, a list of c.10,000 words have been manually assigned or tagged with a sentiment score which ranges from 1 to 9 (1=sad, 5=neutral, 9=happy) and

the sentiment of a document is an aggregation of the scores of its individual words. The Hedonometer has previously been applied to a variety of different text types [6]. Since the text in the Jacob diaries is around 100 years old, using a standard commercial sentiment analysis tool could generate unreliable results given the slightly different vocabularies and language use which might appear in modern vs. older texts. Thus we use Hedonometer scores to calculate an equivalent of sentiment scores for the Jacob diary entries.

Hedonometer sentiment scores were calculated for each week in each year in a 5-year period and shown in Figure 5. This suggests there is no strong seasonality visible with respect to sentiment scores across the years. This is interesting given the prominence of walking long distances in Jacob's diaries, both as her primary mode of transport and as a hobby. The intensity of political events and her involvement in them during this period may explain this lack of seasonal variation. However, there are some persuasive indications that the Hedonometer scores reflect the impact of external events. For example, one of the lowest points on the Hedonometer scale coincides with a period in late April 1919 where she heard reports of sexualised violence against young women perceived as collaborators, including an incident in Limerick where 'young men there caught 6 girls that had been walking with soldiers and cut their hair off for a punishment'⁵. This is also a period when she listens at length to Hannah Sheehy Skeffington's accounts of the murder of the latter's husband in 1916. Hedonometer analysis identifies a similar point of deeply negative sentiment immediately preceding the outbreak of the Irish Civil War in June 1922. More significant than these individual points of correlation, however, is the overall volatility of sentiment identified, marked by quite erratic highs and lows. While this may be influenced by the political volatility of the times, it is also indicative of a life lived with great intensity. Jacob was a woman of strong beliefs and passionate personal and political attachments.

With this in mind, we now examine handwriting variations with respect to the sentiment of the topic that was being written as the subject of a diary entry by comparing the multiple canonical forms of handwritten images for our five key words with the sentiment scores. The rationale for this is that at times during our lives, our experiences and the emotions we feel will vary depending on the people we spend our time with. When we document these experiences, that documentation and the way we write it may reflect our sentiments about the person or the place or the event we are writing about. This is especially true in any form of journaling and provides an important context for interpreting the results of sentiment analysis.

We illustrate this handwriting analysis using "Dorothy"⁶ as a named entity and we selected all weekly diaries entries in the period 1917–22 in which this entity was mentioned. While we focus on this example the same technique could be applied to occurrences of any named entity. To locate occurrences of "Dorothy" in the diary images, we used an automatic named entity recognition model. The output from this includes the matching percentage of the entity and

the location where the entity was mentioned. This work⁷ involved resolving multiple surface forms for a named entity. For example, there are times when Jacob mentioned "Tramore" as "Trá Mór" (a location in Ireland), so we were able to find all the occurrences of "Tramore" even when there were multiple surface forms of the written word. Using entity recognition we used the correct diary images as input to handwriting analysis.

There were 15 occurrences of the entity "Dorothy" in the transcripts for the period 1917–22 and these transcripts were used as an input to Hedonometer sentiment analysis to calculate a score for each of those entries. In calculating the Hedonometer scores, named entities such as "Dorothy" do not occur in the Hedonometer vocabulary and are regarded as out of vocabulary, and do not contribute to the score for a document. Figure 6 shows the sentiment scores for those diary entries. The box-plot summarises the yearly sentiment scores for all diary entries while the scatter-plot represents the sentiment scores for diary entries with the named entity "Dorothy". To provide context for the Hedonometer scores for those diary entries, the tables besides the plot lists the top five most positive and top five most negative words present in the diary entry for a specific week – week 32 of the year 1918. The number of weeks on the x-axis are the relevant week numbers in the transcripts for the period October 1917 to July 1922.

From Figure 6 we see Hedonometer sentiment scores for all diary entries for all years is approximately 5.42. The scores for the 15 entries making reference to Dorothy are higher than the average, with two standout entries in 1921 having scores between 5.30 and 5.35. For all other diary entries, their scores are significantly higher than the average scores for their year.

These inconsistent results are congruent with observations made by Jacob's biographer, Leeann Lane. While Jacob was highly suspicious of the role of emotion in politics, she was prone to strong fluctuations in her friendships and alliances in her private life [13]. These findings also point towards another conclusion relevant to the use of sentiment analysis of historical sources more broadly. Jacob's life writing is influenced by the tradition of reflective and meditative journaling embedded in her Quaker background, but she herself would later become a novelist and historian and she uses language for very deliberate effects. She had a lively, witty and sometimes satiric writing style in her diaries, characterised by the use of very definitive modifiers to describe people and places. The satirical impulse in her social and personal observations tends to give them a negative bias. This is undoubtedly a factor in the patterns detected by sentiment analysis. Rosamond Jacob's distinctive literary style contributes to the intensity and volatility of positive and negative sentiment in her diaries.

5 CONCLUSIONS

We present a methodology describing how we processed a segment of 5 years of digitised diary entries of Rosamond Jacob in a systematic manner. For handwriting analysis, we found the technique of Dynamic Time Warping consistently captures more similarity among instances of the same, commonly occurring handwritten words than does MSE or SSIM. For this reason we used DTW to

⁵See diary entry MS352/35, p.150

⁶Dorothy Macardle was another Irish republican who at one point shared a jail cell with Jacob

⁷We thank Naushad Alam and Jiang Zhang for their help with the entity recognition model and OCR on the transcripts.

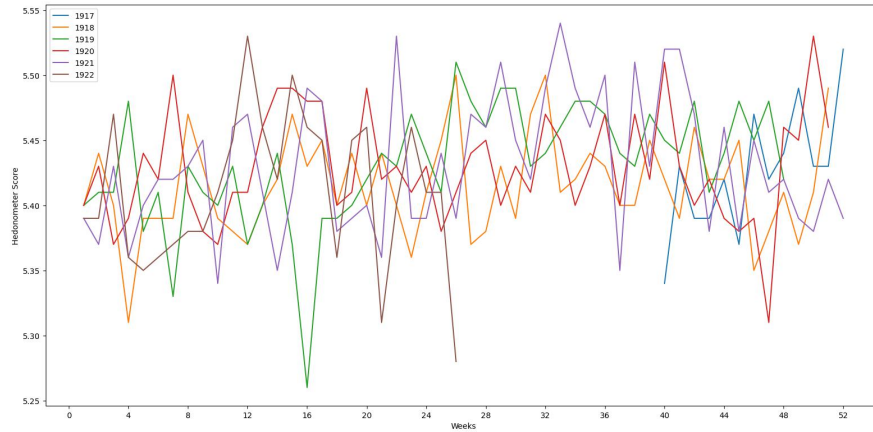


Figure 5: Sentiment/Hedonometer scores for the Jacob diaries computed on a weekly basis over a 5 year period.

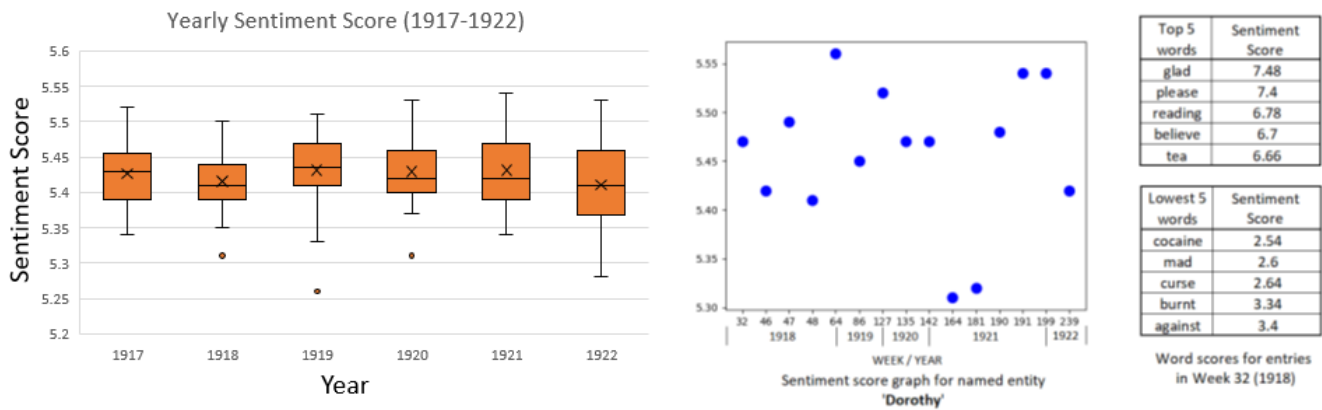


Figure 6: Sentiment scores for diary entries containing the named entity ‘Dorothy’ and corresponding Hedonometer scores.

generate canonical forms of 5 commonly occurring words for each diary entry. For sentiment analysis of transcripts of diary entries, we used a vocabulary-based approach based on a dictionary of c.10,000 annotated words excluding named entities, rather than building or using a contemporary off-the-shelf sentiment analysis tool which might have struggled because of mismatches in vocabulary or word use given the age of the diary. We used Hedonometer scores to build sentiment graphs for weekly diary entries and diary entries around named entities.

In linking handwriting analysis to mood analysis for the October diary entries, Figure 6 shows a sentiment graph with the range of sentiment scores for each year. While the range of scores in the years 1919 and 1920 are almost same, their canonical forms do not show a high level of similarity. This might be attributed to the paper quality of the digitised collection, where some diary entries had faint ink and low brightness which affected the quality of the image segmentation.

The results reported here are applied to a limited segment of 5 years of diary entries, we have shown that there is scope to work with a larger time range of diary entries and this is our future work. We have also shown there is potential to focus on handwriting changes for diary entries around a given topic and we have illustrated this for diary entries around the named entity “Dorothy”. The work to date has not establish any strong correlation between handwriting and sentiment behind the handwritten words. Further work has considerable potential to illuminate the ways in which handwriting and sentiment analysis of life writing can enable new forms of historical and cultural research. From an analysis perspective we will also work to determine the applicability of the hedonometer vocabulary to texts which are more than a century old.

Acknowledgements. This research was conducted with financial support of Science Foundation Ireland [12/RC/2289_P2] at Insight the SFI Research Centre for Data Analytics at Dublin City University.

REFERENCES

- [1] Tomasz Adamek, Noel E O'Connor, and Alan F Smeaton. Word matching using single closed contours for indexing handwritten historical documents. *International Journal of Document Analysis and Recognition (IJDAR)*, 9:153–165, 2007.
- [2] Galen Andrew, Raman Arora, Jeff Bilmes, and Karen Livescu. Deep canonical correlation analysis. In *International Conference on Machine Learning (ICML)*, pages 1247–1255. PMLR, 2013.
- [3] Girish N Chaple, RD Daruwala, and Manoj S Gofane. Comparisons of Robert, Prewitt, Sobel operator based edge detection methods for real time uses on FPGA. In *2015 International Conference on Technologies for Sustainable Development (ICTSD)*, pages 1–4. IEEE, 2015.
- [4] Peter Sheridan Dodds, Eric M. Clark, Suma Desu, Morgan R. Frank, Andrew J. Reagan, Jake Ryland Williams, Lewis Mitchell, Kameron Decker Harris, Isabel M. Kloumann, James P. Bagrow, Karine Megerdoomian, Matthew T. McMahon, Brian F. Tivnan, and Christopher M. Danforth. Human language reveals a universal positivity bias. *Proceedings of the National Academy of Sciences*, 112(8):2389–2394, 2015.
- [5] Chris Elsdén, Abigail C. Durrant, and David S. Kirk. It's just my history isn't it? understanding smart journaling practices. In *Proceedings of the 2016 CHI Conference on Human Factors in Computing Systems*, CHI '16, page 2819–2831, New York, NY, USA, 2016. Association for Computing Machinery.
- [6] Morgan R Frank, Lewis Mitchell, Peter Sheridan Dodds, and Christopher M Danforth. Happiness and the patterns of life: A study of geolocated tweets. *Scientific Reports*, 3(1):2625, 2013.
- [7] Chenfeng Guo and Dongrui Wu. Canonical correlation analysis (CCA) based multi-view learning: An overview. *arXiv preprint arXiv:1907.01693*, 2019.
- [8] David R Hardoon, Sandor Szedmak, and John Shawe-Taylor. Canonical correlation analysis: An overview with application to learning methods. *Neural computation*, 16(12):2639–2664, 2004.
- [9] Zhao Jianqiang, Gui Xiaolin, and Zhang Xuejun. Deep convolution neural networks for Twitter sentiment analysis. *IEEE Access*, 6:23253–23260, 2018.
- [10] Matthew L Jockers, Rosamond Thalken, Matthew L Jockers, and Rosamond Thalken. Sentiment analysis. *Text Analysis with R: For Students of Literature*, pages 159–174, 2020.
- [11] Soon-Gyo Jung, Joni Salminen, and Bernard J. Jansen. Engineers, aware! Commercial tools disagree on social media sentiment: Analyzing the sentiment bias of four major tools. *Proc. ACM Hum.-Comput. Interact.*, 6(EICS), Jun 2022.
- [12] Nick Kanopoulos, Nagesh Vasanthavada, and Robert L Baker. Design of an image edge detection filter using the Sobel operator. *IEEE Journal of Solid-state Circuits*, 23(2):358–367, 1988.
- [13] Leann Lane. *Rosamond Jacob: third person singular*, pages 235, 175, 191. UCD Press, 2011.
- [14] Laurence Likforman-Sulem, Gennaro Cordasco, and Anna Esposito. Is on-line handwriting gender-sensitive? what tells us a combination of statistical and machine learning approaches. In *Pattern Recognition and Artificial Intelligence*, pages 287–298. Springer International Publishing, 2022.
- [15] Laurence Likforman-Sulem, Anna Esposito, Marcos Faundez-Zanuy, and Stéphan Cléménçon. Extracting style and emotion from handwriting. *Advances in neural networks: computational and theoretical issues*, pages 347–355, 2015.
- [16] Yong Luo, Dacheng Tao, Kotagiri Ramamohanarao, Chao Xu, and Yonggang Wen. Tensor canonical correlation analysis for multi-view dimension reduction. *IEEE Transactions on Knowledge and Data Engineering*, 27(11):3111–3124, 2015.
- [17] Jeffrey Pennington, Richard Socher, and Christopher D Manning. Glove: Global vectors for word representation. In *Proceedings of the 2014 Conference on Empirical Methods in Natural Language Processing (EMNLP)*, pages 1532–1543, 2014.
- [18] K Nagabhushan Raju and K Sai Prasad Reddy. Comparative study of structural similarity index (SSIM) by using different edge detection approaches on live video frames for different color models. In *IEEE International Conference on Intelligent Computing, Instrumentation and Control Technologies (ICICT)*, pages 932–937, 2017.
- [19] Tony M Rath and R Manmatha. Word spotting for historical documents. *International Journal of Document Analysis and Recognition (IJDAR)*, 9(2):139–152, 2007.
- [20] Arshia Rehman, Saeeda Naz, Muhammad Imran Razzak, and Ibrahim A. Hameed. Automatic visual features for writer identification: A deep learning approach. *IEEE Access*, 7:17149–17157, 2019.
- [21] Clara Rispler, Gil Luria, Allon Kahana, and Sara Rosenblum. Mood impact on automaticity of performance: Handwriting as exemplar. *Cognitive Computation*, 10(3):398–407, 2018.
- [22] Pavel Senin. Dynamic time warping algorithm review. *Information and Computer Science Department University of Hawaii at Manoa Honolulu, USA*, 855(1-23):40, 2008.
- [23] Monika A Shejwal and Sangita D Bharkad. Segmentation and extraction of text from curved text lines using image processing approach. In *2017 International Conference on Information, Communication, Instrumentation and Control (ICICIC)*, pages 1–5. IEEE, 2017.
- [24] Sargur N Srihari, Sung-Hyuk Cha, Hina Arora, and Sangjik Lee. Individuality of handwriting: a validation study. In *Proceedings of the Sixth International Conference on Document Analysis and Recognition*, pages 106–109. IEEE, 2001.
- [25] Ulrike Von Luxburg. A tutorial on spectral clustering. *Statistics and computing*, 17:395–416, 2007.
- [26] Xin Wang. Laplacian operator-based edge detectors. *IEEE Transactions on Pattern Analysis and Machine Intelligence*, 29:886–890, 2007.